































PRODUCT description - All included	Distributor
Power add-on including joystick, Lithium-ion rack 11.4Ah, charger and anti-tip Power add-on weight: 8,8 kg Maximum user weight: 120kg Maximum speed: 10km/h Maximum slope: 6° (11%) Obstacle range: 6 cm 24 months warranty	Date of order: / / Order Reference: Distributor: Delivery Address:

→ Comply with applicable IATA regulations (63rd edition 2022)

POWER ADD-ON	LIGHT DRIVE 2.1	LIGHT ASSIST 2.1
COLOURS	CLASSIC	CLASSIC
	 black  white  blue  red  khaki Quantity ▼	 black  white  blue  red  khaki Quantity ▼
	METALLIC	METALLIC
	 midnight blue  grey  silver  copper  champagne gold Quantity ▼	 midnight blue  grey  silver  copper  champagne gold Quantity ▼
	TRENDY	TRENDY
	 sky blue  pink  green  yellow  orange Quantity ▼	 sky blue  pink  green  yellow  orange Quantity ▼
PRICE		
WHEELCHAIR	Make:	Model:
	Folding frame:	Rigid frame:
	Type of backrest:	Fixed Folding Reclining
	Seat width (min 32cm):	Width between wheels (min 40cm):

OPTIONS				
OPTION	ITEM NUMBER	DESIGNATION	QUANTITY	PRICE
JOYSTICK AND CONTROL MODULE	240-106	Additional controller bracket + fixation set		28,77 €
	770-035	Dual attendant control		250 €
ACCESSORIES	500-068	Car charger for Lithium-ion battery (cigarette lighter socket)		108,77 €
	400-095	Mudguards		29,12 € (pair)
	750-010	Schwalbe Marathon Plus tyres 24"x1		65,06 € (pair)
OTHER				

Send by mail